

DYNAMICS OF AN ITERATIVE METHOD FOR NONLINEAR EQUATIONS

¹Amir Naseem, ²Masood Wahid Awan and ³Waqas Nazeer

¹Department of Mathematics, Lahore Leads University, Lahore 54810, Pakistan

amir14514573@yahoo.com

²Department of Mathematics, Lahore Leads University, Lahore 54810, Pakistan

masoodawan01@yahoo.com

³Division of Science and Technology, University of Education, Lahore Pakistan

nazeer.waqas@ue.edu.pk

ABSTRACT: Polynomiography is the art and science of visualization in approximation of zeros of complex polynomials. It allows one to obtain many colorful images of polynomials. These images can subsequently be re-colored in many ways to create artwork. Polynomiography has tremendous applications in the visual, education, and science. The aim of this paper is to present polynomiography using an iterative method for finding the roots of a given complex polynomial Presented examples show that we obtain very interesting patterns for complex polynomial equations.

Key words: Polynomials, Iterative method, Fractals, Polynomiographs.

INTRODUCTION

Polynomials are one of the most significant objects in many fields of mathematics. Polynomial root-finding has played a key role in the history of mathematics. It is one of the oldest and most deeply studied mathematical problems. The last interesting contribution to the polynomials root finding history was made by Kalantari [16,17], who introduced the polynomiography. As a method which generates nice looking graphics, it was patented by Kalantari in USA in 2005 [17,18]. Polynomiography is defined to be “the art and science of visualization in approximation of the zeros of complex polynomials, via fractal and non fractal images created using the mathematical convergence properties of iteration functions” [16]. An individual image is called a “polynomiograph”. Polynomiography combines both art and science aspects. Polynomiography gives a new way to solve the ancient problem by using new algorithms and computer technology. Polynomiography is based on the use of one or an infinite number of iterative methods formulated for the purpose of approximation of the root of polynomials e.g. Newton's method, Halley's method, Householder's method etc. The word “fractal”, which partially appeared in the definition of polynomiography, was coined by the famous mathematician Benoit Mandelbrot [15]. Both fractal images and polynomiographs can be obtained via different iterative schemes. Fractals are self-similar has typical structure and independent of scale. On the other hand, polynomiographs are quite different. The “polynomiographer” can control the shape and designed in a more predictable way by using different iterative methods to the infinite variety of complex polynomials. Generally, fractals and polynomiographs belong to different classes of graphical objects.

Polynomiography has diverse applications in mathematics, science, education, art and design. According to Fundamental Theorem of Algebra, any complex polynomial with complex coefficients $\{a_n, a_{n-1}, \dots, a_1, a_0\}$

$$p(z) = a_n z^n + a_{n-1} z^{n-1} + \dots + a_1 z + a_0 \tag{1}$$

of degree n has n roots (zeros) which may or may not be distinct. The degree of polynomial describes the number of basins of attraction and placing roots on the complex plane manually localization of basins can be controlled.

Usually, polynomiographs are colored based on the number of iterations needed to obtain the approximation of some polynomial root with a given accuracy and a chosen iteration method. The description of polynomiography, its theoretical background and artistic applications are described in [16, 17, 18].

ITERATION

During the last century, various numerical techniques for solving nonlinear equation $f(x) = 0$ have been successfully applied. For examples see [1-8, 12-14] and the reference therein. Now we define:

For a given x_0 , compute the approximate solution x_{n+1} by the following iterative schemes:

$$y_n = x_n - \frac{2f(x_n)f'(x_n)}{2f'^2(x_n) - f(x_n)f''(x_n)}$$

$$x_{n+1} = y_n - \frac{f(y_n)}{f'(y_n)} - \frac{f^2(y_n)f''(y_n)}{2f'^3(x_n)}$$

This is so-called two step Householder's method for solving nonlinear equations. Let $p(z)$ be the complex polynomial, then

$$y_n = x_n - \frac{2p(x_n)p'(x_n)}{2p'^2(x_n) - p(x_n)p''(x_n)}$$

$$z_{n+1} = y_n - \frac{p(y_n)}{p'(y_n)} - \frac{p^2(y_n)p''(y_n)}{2p'^3(x_n)}$$

where $z_0 \in \mathbb{C}$ is a starting point, is so-called two step Householder's method for solving nonlinear complex polynomials. The sequence $\{z_n\}_{n=0}^\infty$ is called the orbit of the point z_0 converges to a root z^* of p then, we say that z_0 is attracted to z^* . A set of all such starting points for which $\{z_n\}_{n=0}^\infty$ converges to root z^* is called the basin of attraction of z^* .

APPLICATIONS

The applications of the two step Householder's method for solving nonlinear complex equations perturbs the shape of polynomial basins and makes the polynomiographs look more “fractal”. The aim of using the two step Householder's

method for solving nonlinear complex equations is to create images that are quite new, different from images by the Newton's method and Householder's method free from second derivatives [10] and [9,11] interesting from the aesthetic point of view.

In this section we present some examples of polynomiographs for different complex polynomials equation $p(z) = 0$. The different colors of images depend upon number of iterations to reach a root with given accuracy $\varepsilon = 0.001$. One can obtain infinitely many nice looking polynomiographs by changing parameter k , where k is the upper bound of the number of iterations. In this paper, we set $k = 15$.

Polynomiograph for $z^2 - 1 = 0$

Complex polynomial equation $z^2 - 1 = 0$, having two roots. The polynomiograph is presented in the following figure with two distinct basins of attraction to the two roots of the polynomial $z^2 - 1 = 0$.

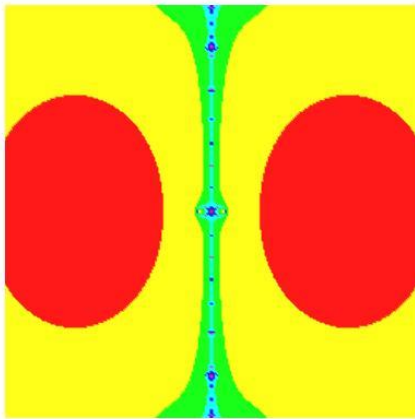


Fig. 1. Polynomiograph for $z^2 - 1 = 0$.

Polynomiograph for $z^3 - 1 = 0$

Complex polynomial equation $z^3 - 1 = 0$, having three roots. The polynomiograph is presented in the following figure with three distinct basins of attraction to the three roots of the polynomial $z^3 - 1 = 0$.




Fig. 2. Polynomiograph for $z^3 - 1 = 0$.

Polynomiograph for $z^4 - 1 = 0$

Complex polynomial equation $z^4 - 1 = 0$, having four roots. The polynomiograph is presented in the following figure with

four distinct basins of attraction to the four roots of the polynomial $z^4 - 1 = 0$.

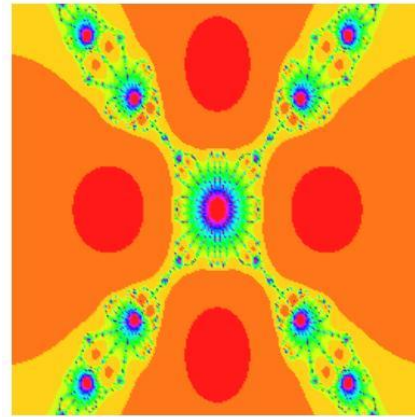


Fig. 3. Polynomiograph for $z^4 - 1 = 0$.

Polynomiograph for $z^4 + 4 = 0$

Complex polynomial equation $z^4 + 4 = 0$, having four roots. The polynomiograph is presented in the following figure with four distinct basins of attraction to the four roots of the polynomial $z^4 + 4 = 0$.

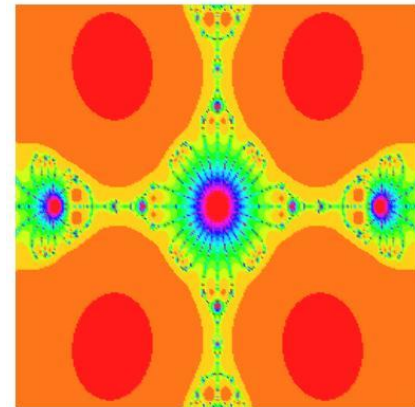


Fig. 4. Polynomiograph for $z^4 + 4 = 0$.

Polynomiograph for $z^4 + z^3 + 3 = 0$

Complex polynomial equation $z^4 + z^3 + 3 = 0$, having four roots. The polynomiograph is presented in the following figure with four distinct basins of attraction to the four roots of the polynomial $z^4 + z^3 + 3 = 0$.




Fig. 5. Polynomiograph for $z^4 + z^3 + 3 = 0$.

Polynomiograph for $z^4 + z^2 + 1 = 0$

Complex polynomial equation $z^4 + z^2 + 1 = 0$, having four roots. The polynomiograph is presented in the following

figure with four distinct basins of attraction to the four roots of the polynomial $z^4 + z^2 + 1 = 0$.




Fig. 6.Polynomiograph for $z^4 + z^2 + 1 = 0$.

Polynomiograph for $z^4 - z^3 + z^2 - z + 1 = 0$

Complex polynomial equation $z^4 - z^3 + z^2 - z + 1 = 0$, having four roots. The polynomiograph is presented in the following figure with four distinct basins of attraction to the four roots of the polynomial $z^4 - z^3 + z^2 - z + 1 = 0$.

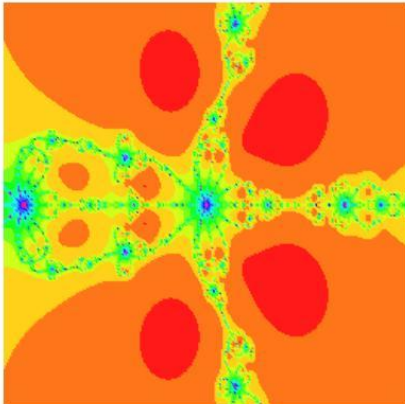


Fig. 7.Polynomiograph for $z^4 - z^3 + z^2 - z + 1 = 0$.

Polynomiograph for $z^5 - 1 = 0$

Complex polynomial equation $z^5 - 1 = 0$, having five roots. The polynomiograph is presented in the following figure with five distinct basins of attraction to the five roots of the polynomial $z^5 - 1 = 0$.

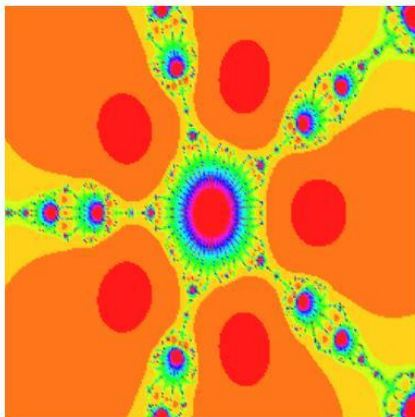


Fig. 8.Polynomiograph for $z^5 - 1 = 0$.

Polynomiograph for $z^5 + 5 = 0$

Complex polynomial equation $z^5 + 5 = 0$, having five roots. The polynomiograph is presented in the following figure with

five distinct basins of attraction to the five roots of the polynomial $z^5 + 5 = 0$.




Fig. 9.Polynomiograph for $z^5 + 5 = 0$.

Polynomiograph for $z(z^2 + 1)(z^2 + 4) = 0$

Complex polynomial equation $z(z^2 + 1)(z^2 + 4) = 0$, having five roots. The polynomiograph is presented in the following figure with five distinct basins of attraction to the five roots of the polynomial $z(z^2 + 1)(z^2 + 4) = 0$.

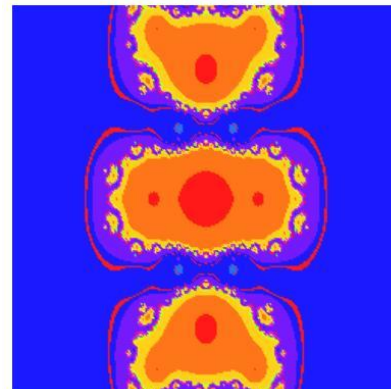


Fig. 10.Polynomiograph for $z(z^2 + 1)(z^2 + 4) = 0$.

Polynomiograph for $z^6 - 1 = 0$

Complex polynomial equation $z^6 - 1 = 0$, having six roots. The polynomiograph is presented in the following figure with six distinct basins of attraction to the six roots of the polynomial $z^6 - 1 = 0$.

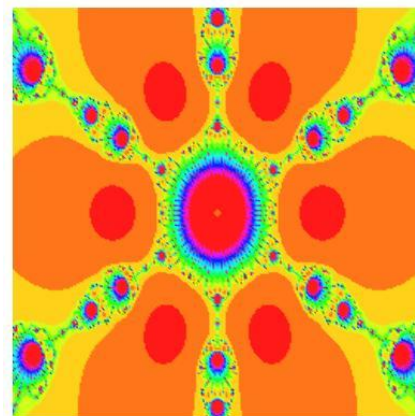


Fig. 11. Polynomiograph for $z^6 - 1 = 0$.

Polynomiograph for $z^7 - 1 = 0$

Complex polynomial equation $z^7 - 1 = 0$, having seven roots. The polynomiograph is presented in the following

figure with seven distinct basins of attraction to the seven roots of the polynomial $z^7 - 1 = 0$.

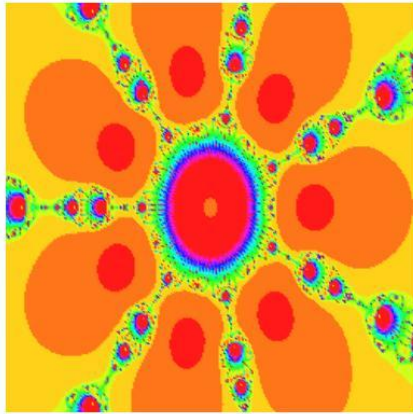


Fig. 12. Polynomiograph for $z^7 - 1 = 0$.

Polynomiograph for $z^8 - 1 = 0$

Complex polynomial equation $z^8 - 1 = 0$, having eight roots. The polynomiograph is presented in the following figure with eight distinct basins of attraction to the eight roots of the polynomial $z^8 - 1 = 0$.




Fig. 13. Polynomiograph for $z^8 - 1 = 0$.

Polynomiograph for $z^9 - 1 = 0$

Complex polynomial equation $z^9 - 1 = 0$, having nine roots. The polynomiograph is presented in the following figure with nine distinct basins of attraction to the nine roots of the polynomial $z^9 - 1 = 0$.




Fig. 14. Polynomiograph for $z^9 - 1 = 0$.

Polynomiograph for $z^{10} - 1 = 0$

Complex polynomial equation $z^{10} - 1 = 0$, having ten roots. The polynomiograph is presented in the following figure with ten distinct basins of attraction to the ten roots of the polynomial $z^{10} - 1 = 0$.

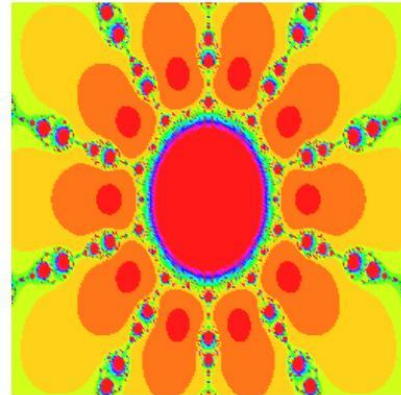


Fig. 15. Polynomiograph for $z^{10} - 1 = 0$.

Polynomiograph for $z^{15} - 1 = 0$

Complex polynomial equation $z^{15} - 1 = 0$, having fifteen roots. The polynomiograph is presented in the following figure with fifteen distinct basins of attraction to the fifteen roots of the polynomial $z^{15} - 1 = 0$.




Fig. 16. Polynomiograph for $z^{15} - 1 = 0$.

Polynomiograph for $z^{20} - 1 = 0$

Complex polynomial equation $z^{20} - 1 = 0$, having twenty roots. The polynomiograph is presented in the following figure with twenty distinct basins of attraction to the twenty roots of the polynomial $z^{20} - 1 = 0$.




Fig. 17. Polynomiograph for $z^{20} - 1 = 0$.

CONCLUSIONS

We present some examples of polynomiographs for different complex polynomial equations $p(z) = 0$. We used two step Householder's method for solving nonlinear complex polynomials to create images that are quite new, different from images by the Newton's method and Householder's method free from second derivatives [10], and interesting from the aesthetic point of view.

REFERENCES

- [1] A. Ali, M. S. Ahmad, W. Nazeer and M. Tanveer, *New modified two-step Jungck iterative method for solving nonlinear functional equations*. Sci.Int. (Lahore), 27(4), 2959-2963, 2015. [2] A. Ali, Q. Mehmood, M. Tanveer, A. Aslam and W. Nazeer, *Modified new third-order iterative method for nonlinear equations*. Sci.Int.(Lahore), 27(3), 1741-1744, 2015.
- [3] A. Ali, M. S. Ahmad, M. Tanveer, Q. Mehmood and W. Nazeer, *Modified two-step fixed point iterative method for solving nonlinear functional equations*, Sci.Int. (Lahore), 27(3), 1737-1739, 2015.
- [4] M. S. Ahmad, A. Ali, M. Tanveer, A. Aslam and W. Nazeer, *New fixed point iterative method for solving nonlinear functional equations*. Sci.Int.(Lahore), 27(3), 1815-1817, 2015.
- [5] A. Ali, W. Nazeer, M. Tanveer, M. Ahmad., *Modified Golbabi and Javidi's method (MGJM) for solving nonlinear functions with convergence of order six*. Sci.Int. (Lahore), 28(1), 89-93, 2015
- [6] W. Nazeer, S. M. Kang, M. Tanveer and A. A. Shahid, *Modified Two-step Fixed Point Iterative Method for Solving Nonlinear Functional Equations with Convergence of Order Five and Efficiency Index 2.2361*. Wulfinia Journal. Vol 22, No. 5; May 2015.
- [7] W. Nazeer, S. M. Kang and M. Tanveer, *Modified Abbasbandy's Method for Solving Nonlinear Functions with Convergence of Order Six*, International Journal of Mathematical Analysis Vol. 9, 2015, no.41, 2011-2019
- [8] W. Nazeer, A. Naseem, S. M. Kang and Y. C. Kwun *Generalized Newton Raphson's method free from second derivative*, J. Nonlinear Sci. Appl. (to appear)
- [9] W. Nazeer, M. Tanveer, S. M. Kang and Y. C. Kwun, *New third-order Fixed point iterative method for solving nonlinear functional equations and Polynomiography*, J. Nonlinear Sci. Appl. (to appear)
- [10] W. Nazeer., M. Tanveer., S. M. Kang., and A. Naseem., *A new Householder's method free from second derivatives for solving nonlinear equations and polynomiography*. J. Nonlinear Sci. Appl. 9 (2016), 998-1007
- [11] S. M. Kang., S. M. Ramay., M. Tanveer., and W. Nazeer., *Polynomiography via an iterative method corresponding to Simpson's $\frac{1}{3}$ rule*. J. Nonlinear Sci. Appl. 9 (2016), 967-976
- [12] S. M. Kang, W. Nazeer, A. Rafiq and C. Y. Youg, *A new third order iterative method for scalar nonlinear equations*. Int. Journal of Math. Analysis, Vol. 8, 2014, no. 43, 2141 – 2150
- [13] S. M. Kang, W. Nazeer, M. Tanveer, Q. Mehmood and K. Rehman, *Improvements in Newton-Raphson Method for Nonlinear Equations Using Modified Adomian Decomposition Method*. International Journal of Mathematical Analysis, Vol.9, 2015, no.39, 1919-1928.
- [14] M. S. Khan, A. Nazir, W. Nazeer., *Iterative method for solving nonlinear functions with convergence of order four*. Sci.Int. (Lahore), 28(1), 77-81, 2016.
- [15] B. Kalantari, *Polynomial Root-Finding and Polynomiography*, World Scientific, Singapore, 2009.
- [16] B. Kalantari, *Method of creating graphical works based on polynomials*, U.S. Patent 6,894--705, 2005.
- [17] B. Kalantari, *Polynomiography: from the fundamental theorem of Algebra to art*, Leonardo, vol. 38, no. 3, pp. 233-238, 2005.
- [18] W. Kotarski, K. Gdawiec, and A. Lisowska, *Polynomiography via Ishikawa and Mann iterations*, Advances in Visual Computing, Part I, G. Bebis, R. Boyle, B. Parvin et al., Eds., vol. 7431 of Lecture Notes in Computer Science, pp. 305--313, Springer, Berlin, Germany, 2012.
- [19] M. Tanveer, M. Ahmad, A. Ali, W. Nazeer, K. Rehman., *Modified Householder's method (MHHM) for solving nonlinear functions with convergence of order six*. Sci.Int.(Lahore), 28(1), 83-87, 2016.